

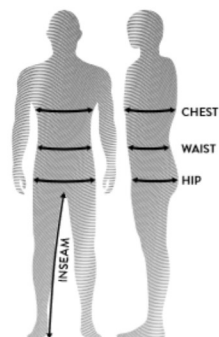
## SIZE CHART APPAREL

### MEN

INTERNATIONAL	XS	S	M	L	XL	XXL
GERMANY	42/44	44/46	46/48	50/52	54/56	58
UK	32/34	34/36	36/38	40/42	44/46	48
FRANCE	36	38	40	42	44	46
PANTS (INCH)	28"	30"	32"	34"	36"	38"

	CM	IN	CM	IN	CM	IN	CM	IN	CM	IN	CM	IN
CHEST	86-92	34-36	92-96	36-38	96-102	38-40	102-108	40-42,5	108-114	42,5-45	114-121	45-47,5
WAIST	71-76	28-30	76-81	30-32	81-86,5	32-34	86,5-91,5	34-36	91,5-99	36-39	99-106,5	39-42
HIP	86,5-91,5	34-36	91,5-96,5	36-38	96,5-101,5	38-40	101,5-106,5	40-42	106,5-111,5	42-44	111,5-117	44-46
INSEAM	79-81	31	81-83	32	83-85	33	85-87	34	87-89	35	89-91	36

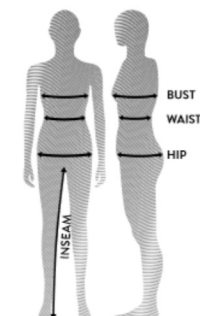


### WOMEN

INTERNATIONAL	EU-XS / US-XS-0	EU-S / US-XS-2	EU-M / US-S-4/6	EU-L / US-M-8/10	EU-XL / US-L-12	EU-XXL / US-XL-14
GERMANY	34/36	36/38	38/40	40/42	42/44	44/46
UK	6/8	8/10	10/12	12/14	14/16	16
FRANCE	36	38	40	42	44	46
PANTS (INCH)	26"	28"	30"	32"	34"	34"

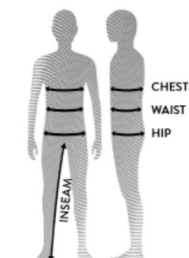
  

	CM	IN	CM	IN	CM	IN	CM	IN	CM	IN	CM	IN
BUST	79-84	31-33	84-89	33-35	89-94	35-37	94-100	37-39,5	100-106	39,5-42	106-113	42-44,5
WAIST	61-66	24-26	66-71	26-28	71-76	28-30	79-85	31-33,5	85-91,5	33,5-36	91,5-98	36-38,5
HIP	86-91	34-36	91-96	36-38	96-102	38-40	102-107	40-42	107-113	42-44,5	113-119	44,5-47
INSEAM	76-78	30,5	77-79	31	78-80	31,5	79-81	32	80-82	32,5	81-83	33



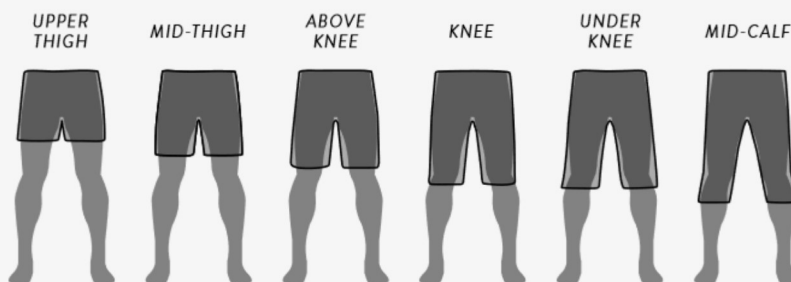
### JUNIOR

INTERNATIONAL	XXS 4 (104)	XS 6 (116)	S 8 (128)	M 10 (140)	L 12 (152)	XL 14 (164)						
AGE	4	6	8	10	12	14						
	CM	IN	CM	IN	CM	IN						
CHEST	49-54	19,25-21,25	54,5-59,5	21,5-23,5	60-66	24-26	67-72,5	26,5-28,5	73,5-78,5	29-31	79-84	31-33
WAIST	43-48	17-19	48-53,5	19-21	53,5-58,5	21-23	58,5-63,5	23-25	63,5-68,5	25-27	68,5-73,5	27-29
HIP	53,5-58,5	21-23	59,5-65	23,5-25,5	66-71	26-28	72-78	28,5-30,5	79-84	31-33	85-90	33,5-35,5
INSEAM	43-48	17-19	49,5-54,5	19,5-21,5	56-61	22-24	62-67	24,5-26,5	68-73	26,5-28,5	74-79	29-31



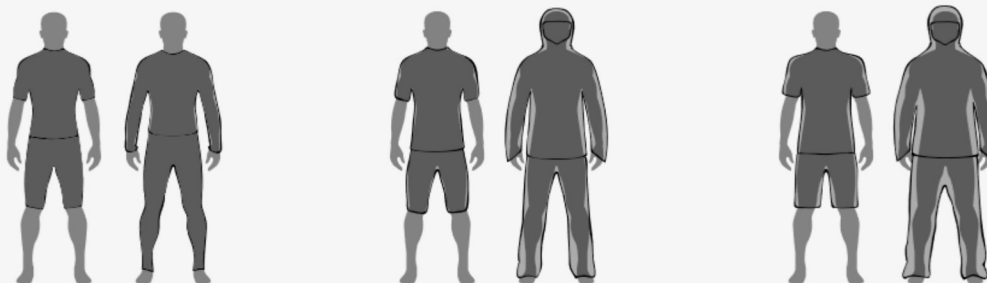
## SHORTS LENGTH

The length is always depending on the body height and the body proportion on each person.



## FIT GUIDE

To accommodate the needs of a wide range of athletes and end users, SCOTT has developed a comprehensive fit system to meet the needs of each individual.



**SLIM FIT**  
Narrow cut lines conform to the body's contour for the closest fit.

**ATHLETIC FIT**  
Performance cut lines produce a close-fit ideal for active pursuits.

**REGULAR FIT**  
Traditional cut lines for a stylish look and a classic fit.